

Name _____

Write the word that completes each sentence. Use the words from the word box.

gnat

wring

kneel

knew

wrap




1. Dad _____ I wanted new shoes.




2. Nate does not like the _____.



3. Mom likes to _____ presents.



4. I will _____ the wet sheets.



5. We _____ on the floor.

Name _____

Complete each sentence. Use the words from the word box.

been children month question their year

1. Raise your hand if you want to ask a _____.

2. The _____ are making a fort.

3. We have _____ playing all day.

4. June is the name of a _____.

5. All the kids have _____ books.

6. Last _____, we were in kindergarten.

Name _____

Read the words in the box. Say each word.gnat
writegnu
wrongknow
beenknife
their**Write gn to make a spelling word.**_____

1. _____ u

2. _____ at

Write kn to make a spelling word._____

3. _____ ow

4. _____ ife

Write wr to make a spelling word._____

5. _____ ong

6. _____ ite

Write ei or ee to make a spelling word._____

7. th _____ r



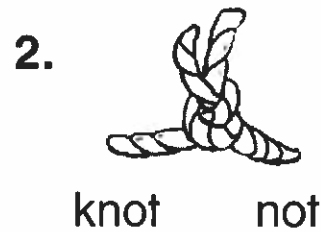
8. b _____ n

Name _____

When you see wr, kn, gn at the beginning of a word or syllable, the first letter is silent.

wrap knit gnaw

A. Circle the word that names each picture.



B. Use words from the box to complete each sentence. Write the word on the line.

knew wrap knock wring

5. I will _____ on the door.

6. Can you _____ out the wet shirt?

Name _____

A **compound word** is a word made up of two smaller words.

ant + hill = anthill

A. Read each compound word. Write the two smaller words you see in each word.

- | | | |
|--------------|-------|-------|
| | _____ | _____ |
| | ----- | ----- |
| 1. raindrop | _____ | _____ |
| | _____ | _____ |
| | ----- | ----- |
| 2. rowboat | _____ | _____ |
| | _____ | _____ |
| | ----- | ----- |
| 3. afternoon | _____ | _____ |
| | _____ | _____ |
| | ----- | ----- |
| 4. outside | _____ | _____ |

B. Write a sentence using one or two compound words above.

5. _____
-
- _____
-
- _____

Name _____

Writers can use **similes** to help readers picture details. A simile compares one thing to another using the words like or as.

The puddle is as big as a lake.

The wind felt like an ice cube.

A. Read each sentence. Underline the words like or as. Circle the two things that are compared.

1. The storm was like a roller coaster.
2. The house is as dark as a cave.
3. The flashlight is like the sun.
4. The blanket is as warm as a bath.
5. Paul's list is as long as a book.

B. Choose a sentence above. Draw a picture of it.

