

Name _____

spoil
toy

coin
boy

join
build

joy
fall

Write the spelling words that have 3 letters.

1. _____

2. _____

3. _____

Write the spelling words that have 4 letters.

4. _____

5. _____

6. _____

Write the spelling words that have 5 letters.

7. _____

8. _____

Name _____

A. Circle the spelling word that names the picture. Then write the word.

1. boy bow



2. moss mouse



3. coal coin



4. fall fowl



B. Write the word that is spelled correctly to complete the sentence.

bilde build


5. They will _____ a new house.

Name _____


Circle the word that completes each sentence.

Then write the word.

1. They are walking _____
 the bus. toward fall



2. I put _____ in a bank.
 above money



3. The rain is going to _____
 toward fall



4. They _____ how to fix it.
 knew fall



5. They will _____ something.
 knew build



6. I see stars _____ me.
 above build



Name _____

Circle the word that best completes each sentence.**Write the word on the line.**

1. A _____ grows into a man.

buy boy bow

2. A penny is a _____.

coin corn cone

3. A train can make a loud _____.

nice nose noise

4. What is your _____ for lunch?

choice chop chase

5. The water will _____ soon.

ball boil bowl

6. I _____ playing games.

enjoy ending empty

Name _____

Write the word that completes each sentence.

above build fall knew money toward

1. Joy and Billy are walking _____ the school bus.

2. How much _____ is in the piggy bank?

3. Dad will _____ us a new a shed.

4. The rain is going to _____.

5. Mom _____ how to fix the broken bike.

6. The stars _____ us look so bright.

Name _____

The letters oi and oy can stand for the sound you hear in the middle of noise and at the end of joy.

Use the words in the box to complete each sentence. Write the word on the line.

enjoys boil Roy toy point coin


1. My name is _____.




2. This _____ is a dime.



3. She _____ painting.




4. This is the baby's _____.



5. The water will _____.



6. That _____ is sharp!




Name _____


Write the word that completes each sentence.

above build fall knew money toward

1. They are walking _____ the bus.



2. I save my _____ in a bank.



3. The rain is going to _____!



4. We _____ how to fix it.



5. They will _____ something.



6. I see stars _____ me.



Name _____

Many two-syllable words end with a **consonant + le**.
The consonant + le always stay together in the last syllable.

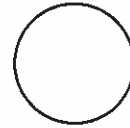
tum/**ble**un/**cle**puz/**zle**

Read the word that names the picture. Underline the consonant + le spelling. Draw a line between the syllables.


1. apple



2. circle



3. turtle



4. bottle



5. candle



6. juggle



Name _____

balance: If something can **balance**, it can stay in one place without falling.

section: A **section** is a small part of something bigger.

Circle balance or section to finish each sentence. Then write the word.

1. We dig in one _____ of the beach. balance section



2. Can Jon _____ the books? balance section



3. Pat can _____ on the branch. balance section



4. The star is in that _____ of the sky. balance section




Name _____

A **preposition** connects one part of a sentence to another.

Words such as **toward, in, of, on, above, for, during,** and **beyond** link nouns to other words in a sentence.

Examples: The picture is **on** the wall.

We will walk **toward** the park.



Complete the sentences with a preposition from the box.

for

during

toward

beyond

1. We had a fire drill _____ gym.

2. We moved _____ the door.

3. We ended up at the park way _____ the soccer field.

4. The new soccer field was built _____ our team.
